



District Report Card: 2017


State: Assam	District: Chirang
Class: 3	Subject: Language
Schools: 58	Students: 889


Participation/Coverage


Students

<div>GENDER</div> <div></div>	Boys		Girls	
	Number	%	Number	%
	405	45.56	484	54.44

<div>AREA</div> <div></div>	Rural		Urban	
	Number	%	Number	%
	805	90.55	84	9.45

<div>CATEGORY</div> <div></div>	SC		ST		OBC		GEN	
	Number	%	Number	%	Number	%	Number	%
	72	8.10	128	14.40	159	17.89	530	59.62

<div>CWSN</div> <div></div>	LD	VI	HI	S&LD	ID	Oth
	0	0	2	7	0	2

<div>Management</div> <div></div>	Government		Government-aided	
	Number	%	Number	%
	877	98.65	12	1.35

Average Performance of Students in Language (%)

Overall	Gender		Area		Management		Social Group			
	Male	Female	Rural	Urban	Govt.	Aided	SC	ST	OBC	GEN
73.45	73.43	73.46	72.97	78.02	74.07	27.78	66.76	63.07	74.68	76.49

Performance on Learning Outcomes (LOs)

Learning Outcomes	Description	Average Performance(%)
L304	Reads small texts with comprehension i.e., identifies main ideas, details, sequence and draws conclusions	75.02
L312	Reads printed scripts on the classroom walls: poems, posters, charts etc.	70.30

Range of Performance of Students who Answered Correctly							
Below 30%		30% - 50%		50% - 75%		Above 75%	
Number	%	Number	%	Number	%	Number	%
33	3.71	112	12.60	280	31.50	464	52.19

Lowest Performing Learning Outcomes (LOs)

1 - Reads printed scripts on the classroom walls: poems, posters, charts etc. (70.30)

2 - Reads small texts with comprehension i.e., identifies main ideas, details, sequence and draws conclusions (75.02)